



DOORS, HARDWARE, AND BATHROOM ACCESSORIES MAINTENANCE – TIPS FOR LONGEVITY



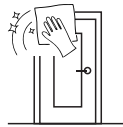
DOORS, HARDWARE, AND BATHROOM ACCESSORIES MAINTENANCE – TIPS FOR LONGEVITY

Doors, Hardware, and Bathroom Accessories play a vital role in the functionality and aesthetics of any space. Be it a home or a hotel or any commercial space these elements are attached to personal experience. Doors offer safety and security while making a significant design statement, and bathroom accessories contribute to aesthetics of personal space. Whether one is a homeowner or managing a commercial property, proper maintenance is key to ensuring the longevity of doors, hardware, and toilet & bath accessories.

In this blog, we'll explore in depth the maintenance practices for the longevity of doors, and bathroom accessories.

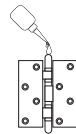
MAINTAINING DOORS AND HARDWARE:

1) REGULAR CLEANING:




Dust, dirt, and grime can accumulate on doors, frames, and hardware, making them look awry. To clean the doors and frames effectively, using a damp, soft cloth or sponge and a mild cleaning solution is preferred. Abrasive materials that could scratch the surface must be avoided. For wooden doors, using a solution appropriate for wood is required, and for metal doors, a gentle all-purpose cleaner works well. One must wipe down not only the door's surface but also the doorknobs, handles, and locks, which tend to collect dirt and oils with human touch.

2) LUBRICATE HINGES AND LOCKS:



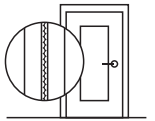
Hinges and locks can become stiff or noisy with time. Applying a silicone-based lubricant to hinges, locks, and sliding mechanisms can help maintain smooth operation. Applying a small amount directly onto the hinges and locks, then moving the door back and forth distributes the lubricant evenly. This simple step will prevent undue wear and tear on the door's components, extending their lifespan.

3) INSPECT FOR CRACKS AND WARPING:



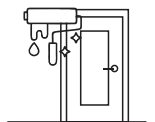
Cracks and warping can develop in doors, especially if they are made of wood and exposed to fluctuating humidity and temperature levels. Periodic inspection of the doors for any visible signs of damage is required. Small cracks can often be repaired by sanding and applying wood filler before repainting. Addressing these issues promptly can prevent them from worsening and leading to more extensive repairs or replacements.

4) SEAL GAPS:



Gaps around the doors can lead to energy loss and allow pest infestations. Inspecting the door frame for gaps and sealing them with weatherstripping or caulk helps to maintain energy efficiency and comfort, especially during extreme weather conditions.

5) REPAINT WHEN NEEDED:



Paint serves both aesthetic and protective purposes for the doors. If the paint is chipping, peeling, or fading, it's time to repaint. Primary step is sanding the door's surface to ensure good adhesion, applying a primer, and then painting with a color that complements the decor. A well-maintained paint job protects the door from moisture and sun damage, ensuring it remains attractive and functional.


MAINTAINING BATHROOM ACCESSORIES:

1) CLEANING ACCESSORIES:




Bathroom accessories, such as towel bars, robe hooks, grab bars, toilet paper holders, can accumulate soap scum, grime, and hard water stains over time. Regularly cleaning them using a gentle cleaning solution prevents these buildups. For most toilet and bath accessories, a mixture of mild soap or dishwashing liquid and warm water will suffice. Using abrasive or acidic cleaners that can damage the finish must be avoided.

2) PREVENT RUST:



Rust is a common issue with bathroom fixtures, especially in areas with hard water. To prevent rust, bath accessories must be dried off after use by wiping with a towel or cloth to remove moisture, as water left on metal surfaces can lead to rust. If there are any rust spots, use a mixture of baking soda and water to remove them. For fixtures with rust-resistant finishes, like chrome or stainless steel, using a soft cloth to buff away minor rust spots is recommended.

3) AVOID HEAT AND DIRECT SUNLIGHT:




Heat and sunlight can cause fading, cracking, and other damage to bathroom accessories. Direct sunlight causes oxidation that can damage metal and other material. Hence, it is important to keep bathroom accessories dry and bathroom well-ventilated.

4) RECAULK AS NECESSARY:



Caulk around the bathtub, shower, and sink can deteriorate over time, leading to water seepage that can cause damage to the surrounding area. As soon as the cracks or gaps are noticed in the caulk, remove the old material and recaulk. Properly applied caulk helps maintain a watertight seal, preventing water from penetrating and causing structural damage.

5) TIGHTEN LOOSE FIXTURES:



Bathroom accessories like towel bars and toilet paper holders can become loose due to regular use. Ensure they are securely attached to the wall by tightening the screws or mounting brackets. Loose fixtures not only look unsightly but can also fall, potentially causing damage.

MAKE A PERFECT CHOICE

In conclusion, maintaining doors, hardware, and bathroom accessories is essential for long term functionality, aesthetic appeal, and quality of the space. The doors, hardware, and toilet & bath accessories are very essential as they help build the first impression of any space. Regular care saves unexpected repair costs and keep these products functional. At AORBIS Inc., we supply doors, hardware, and toilet accessories that are built with good quality material to last long for a hassle free experience.

Maintaining the doors and bathroom accessories isn't just a chore; it's an investment in the lasting appeal and functionality.

ABOUT AORBIS INC.

We are CT based suppliers/distributors of doors, frames, & hardware. We supply all types of wood doors, hollow metal doors, fiberglass doors, & vinyl doors to our clients across 48 states of the USA. As a reliable distributor, we supply all types of wood, hollow metal, fiberglass, and vinyl doors in swing, barn, pocket, by-pass, and bi-fold styles along with frames and hardware.

As a dependable supplier/distributor of toilet & bath accessories, we supply a complete line of toilet, bath, bathroom, restroom, and washroom accessories for unit/guest and public areas, and all the general building products. We supply 40+ different types of toilet/bath accessories in 50+ finishes and 30+ materials for all project types.



W: www.aorbis.com | E: info@aorbis.com | P: (860) 317-7100

Copyright © 2023 AORBIS Inc. All rights reserved.